

O/c

July 6, 2012

The Secretary,
Madras Stock Exchange Ltd.,
Post Box No. 183,
11, Second Line Beach,
Chennai – 600 001.

The Secretary,
Bombay Stock Exchange Ltd.
Phiroze Jeejeebhai Towers,
Dalal Street,
Mumbai – 400 001.

Dear Sir,

Sub: Submission of Distribution Schedule for the quarter ended 30.06.2012

We invite your attention to Clause 35 of the Listing Agreement regarding distribution Schedule. In this connection, please find enclosed four copies of the Distribution Schedule for the quarter ended 30.06.2012.

Kindly acknowledge receipt of the same.

Thanking you,

Yours truly,
For ELNET TECHNOLOGIES LIMITED,


C. VENKATARAMANAN
COMPLIANCE OFFICER

Encl.: As above



Name of the Company : Elnet Technologies Ltd

Scrip Code : 517477

Quarter Ended : 30.06.2012

Class : Equity

Convertible Securities

Partly paid up shares	No. of partly paid up shares	As a % of total no. of partly paid up shares	As a % of total no. of shares of the company
Held promoter / promoter group	0	0.00	0.00
Held by public	0	0.00	0.00
Total - D	0	0.00	0.00

Outstanding Convertible Securities

Outstanding Convertible Securities	No. of outstanding securities	As a % of total no. of outstanding convertible securities	As a % of total no. of shares of the company, assuming full conversion of the convertible securities
Held promoter / promoter group	0	0.00	0.00
Held by public	0	0.00	0.00
Total - E	0	0.00	0.00

Warrants

Warrants	No. of warrants	As a % of total no. of warrants	As a % of total no. of shares of the company, assuming full conversion of warrants
Held promoter / promoter group	0	0.00	0.00
Held by public	0	0.00	0.00

Total paid up capital of the company assuming full conversion of warrants and convertible securities

4000007





Statement Showing Shareholding Pattern

Name of the Company : ELNET TECHNOLOGIES LIMITED

Scrip Code : 517477

Quarter Ended :

30.06.2012

Class : Equity

Category code	Category of Shareholder	Number of Shareholders	Total No. of Shares	Shares in Demat	Total shareholding as a percentage of total number of shares		Shares Pledged on Otherwise Encumbered	
					As a percentage of (A+B)	As a percentage of (A+B+C)	Number of shares	As a percentage of IX = (VIII)/IV
(I)	(II)	(III)	(IV)	(V)	(VI)	(VII)	(VIII)	(IX)
(A)	Shareholding of Promoter and Promoter Group							
1	Indian							
(a)	Individuals/ Hindu Undivided Family	1	314927	314927	7.8732	7.8732	0.0000	0.0000
(b)	State Government	1	1040006	1040006	26.0001	26.0001	0.0000	0.0000
(c)	Bodies Corporate	3	704372	704372	17.6093	17.6093	0.0000	0.0000
(d)	Financial Institutions/ Banks	0	0	0	0.0000	0.0000	0.0000	0.0000
(e)	Any Others(Specify)	0	0	0	0.0000	0.0000	0.0000	0.0000
(e-i)	State Government Institutions	0	0	0	0.0000	0.0000	0.0000	0.0000
(e-ii)								
	Sub Total(A)(1)	5	2059305	2059305	51.4825	51.4825	0.0000	0.0000
2	Foreign							
a	Individuals (Non-Residents)	0	0	0	0.0000	0.0000	0.0000	0.0000
b	Bodies Corporate	0	0	0	0.0000	0.0000	0.0000	0.0000
c	Institutions	0	0	0	0.0000	0.0000	0.0000	0.0000
d	Any Others(Specify)	0	0	0	0.0000	0.0000	0.0000	0.0000
d-i								
d-ii								
	Sub Total(A)(2)	0	0	0	0.0000	0.0000	0.0000	0.0000
	Total Shareholding of Promoter and Promoter Group (A)= (A)(1)+(A)(2)	5	2059305	2059305	51.4825	51.4825	0.0000	0.0000





Category code	Category of Shareholder	Number of Shareholders	Total No. of Shares	Shares in Demat	Total shareholding as a percentage of total number of shares		Shares Pledged-on-Otherwise Encumbered	
					As a percentage of (A+B)	As a percentage of (A+B+C)	Number of shares	As a percentage of IX = (VIII)/IV
(B)	Public shareholding							
1	Institutions							
(a)	Mutual Funds/ UTI	0	0	0	0.0000	0.0000	0.0000	0.0000
(b)	Financial Institutions / Banks	0	0	0	0.0000	0.0000	0.0000	0.0000
(c)	Central Government/ State Government(s)	0	0	0	0.0000	0.0000	0.0000	0.0000
(d)	Venture Capital Funds	0	0	0	0.0000	0.0000	0.0000	0.0000
(e)	Insurance Companies	0	0	0	0.0000	0.0000	0.0000	0.0000
(f)	Foreign Institutional Investors	0	0	0	0.0000	0.0000	0.0000	0.0000
(g)	Foreign Venture Capital	0	0	0	0.0000	0.0000	0.0000	0.0000
(h)	Any Other (specify)	0	0	0	0.0000	0.0000	0.0000	0.0000
	Sub-Total (B)(1)	0	0	0	0.0000	0.0000	0.0000	0.0000
B 2	Non-institutions							
(a)	Bodies Corporate	166	141333	131433	3.5333	3.5333	NA	NA
(b)	Individuals							
I	Individuals -i. Individual shareholders holding nominal share capital up to Rs 1 lakh	6200	1389493	1137322	34.7373	34.7373	NA	NA
II	ii. Individual shareholders holding nominal share capital in excess of Rs. 1 lakh.	12	219849	219849	5.4962	5.4962	NA	NA
(c)	Qualified Foreign Investor	0	0	0	0.0000	0.0000	0.0000	0.0000
(d)	Any Other							
	Clearing Member	121	97279	97279	2.4320	2.4320	NA	NA
	Hindu Undivided Families	131	76059	76059	1.9015	1.9015	NA	NA
	Non Resident Indians	21	16689	16689	0.4172	0.4172	NA	NA
	Sub-Total (B)(2)	6651	1940702	1678631	48.5175	48.5175	0.0000	0.0000





Category code	Category of Shareholder	Number of Shareholders	Total No. of Shares	Shares in Demat	Total shareholding as a percentage of total number of shares		Shares Pledged on Otherwise Encumbered	
					As a percentage of (A+B)	As a percentage of (A+B+C)	Number of shares	As a percentage of IX = (VIII)/IV
(B)	Total Public Shareholding (B) = (B)(1)+(B)(2)	6651	1940702	1678631	48.5175	48.5175	NA	NA
	TOTAL (A)+(B)	6656	4000007	3737936	100.0000	100.0000	0.0000	0.0000
(C)	Shares held by Custodians and against which Depository Receipts have been issued	0	0	0	0.0000	0.0000	NA	NA
	Promoter and Promoter Group	0	0	0	0.0000	0.0000	NA	NA
	Public	0	0	0	0.0000	0.0000	NA	NA
	GRAND TOTAL (A)+(B)+(C)	6656	4000007	3737936	100.0000	100.0000	0.0000	0.0000





(I)(b) Statement showing holding of securities (including shares, warrants, convertible securities of person belonging to the category "Promoter and Promoter Group" - 30.06.2012

Sr. No.	Name of the shareholder	Details of Shares Held		Encumbered shares			Details of warrants		Details of convertible securities		Total shares (including underlying shares assuming full conversion of warrants and convertible securities) as a % of diluted share capital
		Number of shares held	As a % of Grand Total (A)+(B)+(C)	No. of shares held	As a percentage	As a % of grand total (A) + (B) + (C)	Number of warrants held	As a % of total number of warrants of the same class	Number of warrants held	As a % of total number of warrants of the same class	
(I)	(II)	(III)	(IV)	(V)	(VI) = (V) / (III) X 100	(VII)	(VIII)	(IX)	(X)	(XI)	(XII)
1	Electronics Corporation of Tamilnadu Ltd.	1040006	26.0001	0	0	0	0	0.0000	0	0.0000	26.0001
2	Stur Technologies Pvt. Ltd.	450000	11.2499	0	0	0	0	0.0000	0	0.0000	11.2499
3	Stur Projects Management Pvt. Ltd	1	0.0000	0	0	0	0	0.0000	0	0.0000	0.0000
4	Southern Projects Management Pvt. Ltd	254371	6.3593	0	0	0	0	0.0000	0	0.0000	6.3593
5	Shanmugham Thiagarajan	314927	7.8732	0	0	0	0	0.0000	0	0.0000	7.8732
TOTAL		2059305	51.4825	0	0	0	0	0.0000	0	0.0000	51.4825





(I) (C)(i) Statement showing of securities (including shares, warrants, convertible securities) of persons belonging to the category "Public" and holding more than 1% of the total number of shares -30.06.2012


Sr. No.	Name of the shareholder			Details of warrants		Details of convertible securities		Total shares (including underlying shares assuming full conversion of warrants and convertible securities) as a % of diluted share capital
		Number of shares held	Shares as a % of Total number of shares (i.e., Grand Total (A) + (B) + (C) indicated in Statement at para (I)(a) above)	No. of warrants held	As a % total number of warrants of the same class	Number of convertible securities held	% w.r.t. total number of convertible securities of the same class	
1			NIL					
	TOTAL	0	0.0000			0	0.0000	0





(I)(C) (ii)Statement showing of securities (including shares, warrants, convertible securities) of persons (together with PAC) belonging to category "Public" and holding more than 5% of the total number of shares of the company -30.06.2012

Sr. No.	Name(s) of the shareholder(s) and the Persons Acting in Concert(PAC) with them			Details of warrants		Details of convertible securities		Total shares (including underlying shares assuming full conversion of warrants and convertible securities) as a % of diluted share capital
		Number of shares held	Shares as a % of Total number of shares (i.e., Grand Total (A) + (B) + (C) indicated in Statement at para (I)(a) above)	No. of warrants held	As a % total number of warrants of the same class	Number of convertible securities held	% w.r.t. total number of convertible securities of the same class	
1				NIL				
	TOTAL	0	0.0000			0	0.0000	0





(I)(d)Statement showing details of locked-in-shares 30-06-2012


Sr. No.	Name of the shareholder	Category of Shareholders (Promoters/Public)	Number of locked in shares	Locked-in shares as a % of Total Number of shares (i.e. Grand Total) (A) + (B) + (C) indicated in statement at para (I) (a) (Above)
1	NIL			
TOTAL				





(II)(a) Statement showing details of Depository Receipts (DRs) - 30.06.2012

Sr. No.	Type of outstanding DR (ADRs, GDRs, SDRs, etc.)	Number of outstanding DRs	Number of shares underlying outstanding DRs	Shares underlying outstanding DRs as a percentage of total number of shares {i.e., Grand Total (A)+(B)+(C) indicated in Statement at para (I)(a) above}
1			NIL	
2				
3				
4				
TOTAL		0	0	0.00






(II)(b) Statement showing Holding of Depository Receipts (DRs), where underlying

shares held by Promoter/Promoter Group are in excess of 1% of the total number of shares - 30.06.2012

Sr. No.	Name of the DR Holder	Type of outstanding DR (ADRs, GDRs, SDRs, etc.)	Number of shares underlying outstanding DRs	Shares underlying outstanding DRs as a percentage of total number of shares {i.e., Grand Total (A)+(B)+(C) indicated in Statement at para (I)(a) above}
1			NIL	
2				
3				
4				
TOTAL			0	0.00



October 9, 2012

The Secretary,
Madras Stock Exchange Ltd.,
Post Box No. 183,
11, Second Line Beach,
Chennai – 600 001.

✓ The Secretary,
Bombay Stock Exchange Ltd.
Phiroze Jeejeebhay Towers,
Dalal Street,
Mumbai – 400 001.

Dear Sir,

Sub: Submission of Distribution Schedule for the quarter ended 30.09.2012

We invite your attention to Clause 35 of the Listing Agreement regarding distribution Schedule. In this connection, please find enclosed four copies of the Distribution Schedule for the quarter ended 30.09.2012.

Kindly acknowledge receipt of the same.

Thanking you,

Yours truly,
For ELNET TECHNOLOGIES LIMITED,


C. VENKATARAMANAN
COMPLIANCE OFFICER

Encl.: As above

October 9, 2012

✓ The Secretary,
Madras Stock Exchange Ltd.,
Post Box No. 183,
11, Second Line Beach,
Chennai – 600 001.

| The Secretary,
| Bombay Stock Exchange Ltd.
| Phiroze Jeejeebhai Towers,
| Dalal Street,
| ✓ Mumbai – 400 001.

Dear Sir,

Sub: Submission of Distribution Schedule for the quarter ended 30.09.2012

We invite your attention to Clause 35 of the Listing Agreement regarding distribution Schedule. In this connection, please find enclosed four copies of the Distribution Schedule for the quarter ended 30.09.2012.

Kindly acknowledge receipt of the same.

Thanking you,

Yours truly,
For ELNET TECHNOLOGIES LIMITED,


C. VENKATARAMANAN
COMPLIANCE OFFICER

Encl.: As above



Name of the Company : Elnet Technologies Ltd

Scrip Code : 517477

Quarter Ended : 30.09.2012

Class : Equity

Convertible Securities

Partly paid up shares	No. of partly paid up shares	As a % of total no. of partly paid up shares	As a % of total no. of shares of the company
Held promoter / promoter group	0	0.00	0.00
Held by public	0	0.00	0.00
Total - D	0	0.00	0.00

Outstanding Convertible Securities

Outstanding Convertible Securities	No. of outstanding securities	As a % of total no. of outstanding convertible securities	As a % of total no. of shares of the company, assuming full conversion of the convertible securities
Held promoter / promoter group	0	0.00	0.00
Held by public	0	0.00	0.00
Total - E	0	0.00	0.00

Warrants

Warrants	No. of warrants	As a % of total no. of warrants	As a % of total no. of shares of the company, assuming full conversion of warrants
Held promoter / promoter group	0	0.00	0.00
Held by public	0	0.00	0.00

Total paid up capital of the company assuming full conversion of warrants and convertible securities

4000007





Statement Showing Shareholding Pattern

Name of the Company : ELNET TECHNOLOGIES LIMITED

Scrip Code : 517477

Quarter Ended :

30.09.2012

Class : Equity

Category code	Category of Shareholder	Number of Shareholders	Total No. of Shares	Shares in Demat	Total shareholding as a percentage of total number of shares		Shares Pledged on Otherwise Encumbered	
					As a percentage of (A+B)	As a percentage of (A+B+C)	Number of shares	As a percentage of IX = (VIII)/IV
(I)	(II)	(III)	(IV)	(V)	(VI)	(VII)	(VIII)	(IX)
(A)	Shareholding of Promoter and Promoter Group							
1	Indian							
(a)	Individuals/ Hindu Undivided Family	1	354683	354683	8.8671	8.8671	0.0000	0.0000
(b)	State Government	1	1040006	1040006	26.0001	26.0001	0.0000	0.0000
(c)	Bodies Corporate	3	704372	704372	17.6093	17.6093	0.0000	0.0000
(d)	Financial Institutions/ Banks	0	0	0	0.0000	0.0000	0.0000	0.0000
(e)	Any Others(Specify)	0	0	0	0.0000	0.0000	0.0000	0.0000
(e-i)	State Government Institutions	0	0	0	0.0000	0.0000	0.0000	0.0000
(e-ii)								
	Sub Total(A)(1)	5	2099061	2099061	52.4764	52.4764	0.0000	0.0000
2	Foreign							
a	Individuals (Non-Residents)	0	0	0	0.0000	0.0000	0.0000	0.0000
b	Bodies Corporate	0	0	0	0.0000	0.0000	0.0000	0.0000
c	Institutions	0	0	0	0.0000	0.0000	0.0000	0.0000
d	Any Others(Specify)	0	0	0	0.0000	0.0000	0.0000	0.0000
d-i								
d-ii								
	Sub Total(A)(2)	0	0	0	0.0000	0.0000	0.0000	0.0000
	Total Shareholding of Promoter and Promoter Group (A)= (A)(1)+(A)(2)	5	2099061	2099061	52.4764	52.4764	0.0000	0.0000





Category code	Category of Shareholder	Number of Shareholders	Total No. of Shares	Shares in Demat	Total shareholding as a percentage of total number of shares		Shares Pledged on Otherwise Encumbered	
					As a percentage of (A+B)	As a percentage of (A+B+C)	Number of shares	As a percentage of IX = (VIII)/IV
(B)	Public shareholding							
1	Institutions							
(a)	Mutual Funds/ UTI	0	0	0	0.0000	0.0000	0.0000	0.0000
(b)	Financial Institutions / Banks	0	0	0	0.0000	0.0000	0.0000	0.0000
(c)	Central Government/ State Government(s)	0	0	0	0.0000	0.0000	0.0000	0.0000
(d)	Venture Capital Funds	0	0	0	0.0000	0.0000	0.0000	0.0000
(e)	Insurance Companies	0	0	0	0.0000	0.0000	0.0000	0.0000
(f)	Foreign Institutional Investors	0	0	0	0.0000	0.0000	0.0000	0.0000
(g)	Foreign Venture Capital	0	0	0	0.0000	0.0000	0.0000	0.0000
(h)	Any Other (specify)	0	0	0	0.0000	0.0000	0.0000	0.0000
	Sub-Total (B)(1)	0	0	0	0.0000	0.0000	0.0000	0.0000
B 2	Non-institutions							
(a)	Bodies Corporate	177	189652	179752	4.7413	4.7413	NA	NA
(b)	Individuals							
I	Individuals -i. Individual shareholders holding nominal share capital up to Rs 1 lakh	6481	1479089	1227618	36.9772	36.9772	NA	NA
II	ii. Individual shareholders holding nominal share capital in excess of Rs. 1 lakh.	7	162306	162306	4.0576	4.0576	NA	NA
(c)	Qualified Foreign Investor	0	0	0	0.0000	0.0000	0.0000	0.0000
(d)	Any Other							
	Clearing Member	17	4892	4892	0.1223	0.1223	NA	NA
	Hindu Undivided Families	133	56180	56180	1.4045	1.4045	NA	NA
	Non Resident Indians	21	8827	8827	0.2207	0.2207	NA	NA
	Sub-Total (B)(2)	6836	1900946	1639575	47.5236	47.5236	0.0000	0.0000





Category code	Category of Shareholder	Number of Shareholders	Total No. of Shares	Shares in Demat	Total shareholding as a percentage of total number of shares		Shares Pledged on Otherwise Encumbered	
					As a percentage of (A+B)	As a percentage of (A+B+C)	Number of shares	As a percentage of IX = (VIII)/IV
(B)	Total Public Shareholding (B)= (B)(1)+(B)(2)	6836	1900946	1639575	47.5236	47.5236	NA	NA
	TOTAL (A)+(B)	6841	4000007	3738636	100.0000	100.0000	0.0000	0.0000
(C)	Shares held by Custodians and against which Depository Receipts have been issued	0	0	0	0.0000	0.0000	NA	NA
	Promoter and Promoter Group	0	0	0	0.0000	0.0000	NA	NA
	Public	0	0	0	0.0000	0.0000	NA	NA
	GRAND TOTAL (A)+(B)+(C)	6841	4000007	3738636	100.0000	100.0000	0.0000	0.0000





(I)(b) Statement showing holding of securities (including shares, warrants, convertible securities of person belonging to the category "Promoter and Promoter Group" - 30.09.2012

Sr. No.	Name of the shareholder	Details of Shares Held		Encumbered shares			Details of warrants		Details of convertible securities		Total shares (including underlying shares assuming full conversion of warrants and convertible securities) as a % of diluted share capital
		Number of shares held	As a % of Grand Total (A)+(B)+(C)	No. of shares held	As a percentage	As a % of grand total (A) + (B) + (C)	Number of warrants held	As a % of total number of warrants of the same class	Number of warrants held	As a % of total number of warrants of the same class	
(I)	(II)	(III)	(IV)	(V)	(VI) = (V) / (III) X 100	(VII)	(VIII)	(IX)	(X)	(XI)	(XII)
1	Electronics Corporation of Tamilnadu Ltd.	1040006	26.0001	0	0	0	0	0.0000	0	0.0000	26.0001
2	Stur Technologies Pvt. Ltd.	450000	11.2499	0	0	0	0	0.0000	0	0.0000	11.2499
3	Stur Projects Management Pvt. Ltd	1	0.0000	0	0	0	0	0.0000	0	0.0000	0.0000
4	Southern Projects Management Pvt. Ltd	254371	6.3593	0	0	0	0	0.0000	0	0.0000	6.3593
5	Shanmugham Thiagarajan	354683	8.8671	0	0	0	0	0.0000	0	0.0000	8.8671
TOTAL		2099061	52.4764	0	0	0	0	0.0000	0	0.0000	52.4764





(I) (C)(i) Statement showing of securities (including shares, warrants, convertible securities) of persons belonging to the category "Public" and holding more than 1% of the total number of shares -30.09.2012

Sr. No.	Name of the shareholder			Details of warrants		Details of convertible securities		Total shares (including underlying shares assuming full conversion of warrants and convertible securities) as a % of diluted share capital
		Number of shares held	Shares as a % of Total number of shares (i.e., Grand Total (A) + (B) + (C) indicated in Statement at para (I)(a) above)	No. of warrants held	As a % total number of warrants of the same class	Number of convertible securities held	% w.r.t. total number of convertible securities of the same class	
1			NIL					
	TOTAL	0	0.0000			0	0.0000	0





(I)(C) (ii)Statement showing of securities (including shares, warrants, convertible securities) of persons (together with PAC) belonging to category "Public" and holding more than 5% of the total number of shares of the company -30.09.2012

Sr. No.	Name(s) of the shareholder(s) and the Persons Acting in Concert(PAC) with them			Details of warrants		Details of convertible securities		Total shares (including underlying shares assuming full conversion of warrants and convertible securities) as a % of diluted share capital
		Number of shares held	Shares as a % of Total number of shares (i.e., Grand Total (A) + (B) + (C) indicated in Statement at para (I)(a) above)	No. of warrants held	As a % total number of warrants of the same class	Number of convertible securities held	% w.r.t. total number of convertible securities of the same class	
1				NIL				
	TOTAL	0	0.0000			0	0.0000	0





(II)(b) Statement showing Holding of Depository Receipts (DRs), where underlying

shares held by Promoter/Promoter Group are in excess of 1% of the total number of shares - 30.09.2012

Sr. No.	Name of the DR Holder	Type of outstanding DR (ADRs, GDRs, SDRs, etc.)	Number of shares underlying outstanding DRs	Shares underlying outstanding DRs as a percentage of total number of shares {i.e., Grand Total (A)+(B)+(C) indicated in Statement at para (I)(a) above}
1			NIL	
2				
3				
4				
TOTAL			0	0.00





January 7, 2013

The Secretary,
Madras Stock Exchange Ltd.,
Post Box No. 183,
11, Second Line Beach,
Chennai – 600 001.

✓ The Secretary,
Bombay Stock Exchange Ltd.
Phiroze Jeejeebhay Towers,
Dalal Street,
Mumbai – 400 001.

Dear Sir,

Sub: Submission of Distribution Schedule for the quarter ended 31.12.2012

We invite your attention to Clause 35 of the Listing Agreement regarding distribution Schedule. In this connection, please find enclosed four copies of the Distribution Schedule for the quarter ended 31.12.2012.

Kindly acknowledge receipt of the same.

Thanking you,

Yours truly,
For ELNET TECHNOLOGIES LIMITED,


C. VENKATARAMANAN
COMPLIANCE OFFICER

Encl.: As above



Name of the Company : Elnet Technologies Ltd

Scrip Code : 517477

Quarter Ended : 31.12.2012

Class : Equity

Convertible Securities

Partly paid up shares	No. of partly paid up shares	As a % of total no. of partly paid up shares	As a % of total no. of shares of the company
Held promoter / promoter group	0	0.00	0.00
Held by public	0	0.00	0.00
Total - D	0	0.00	0.00

Outstanding Convertible Securities

Outstanding Convertible Securities	No. of outstanding securities	As a % of total no. of outstanding convertible securities	As a % of total no. of shares of the company, assuming full conversion of the convertible securities
Held promoter / promoter group	0	0.00	0.00
Held by public	0	0.00	0.00
Total - E	0	0.00	0.00

Warrants

Warrants	No. of warrants	As a % of total no. of warrants	As a % of total no. of shares of the company, assuming full conversion of warrants
Held promoter / promoter group	0	0.00	0.00
Held by public	0	0.00	0.00

Total paid up capital of the company assuming full conversion of warrants and convertible securities

4000007





Statement Showing Shareholding Pattern

Name of the Company : **ELNET TECHNOLOGIES LIMITED**

Scrip Code : **517477**

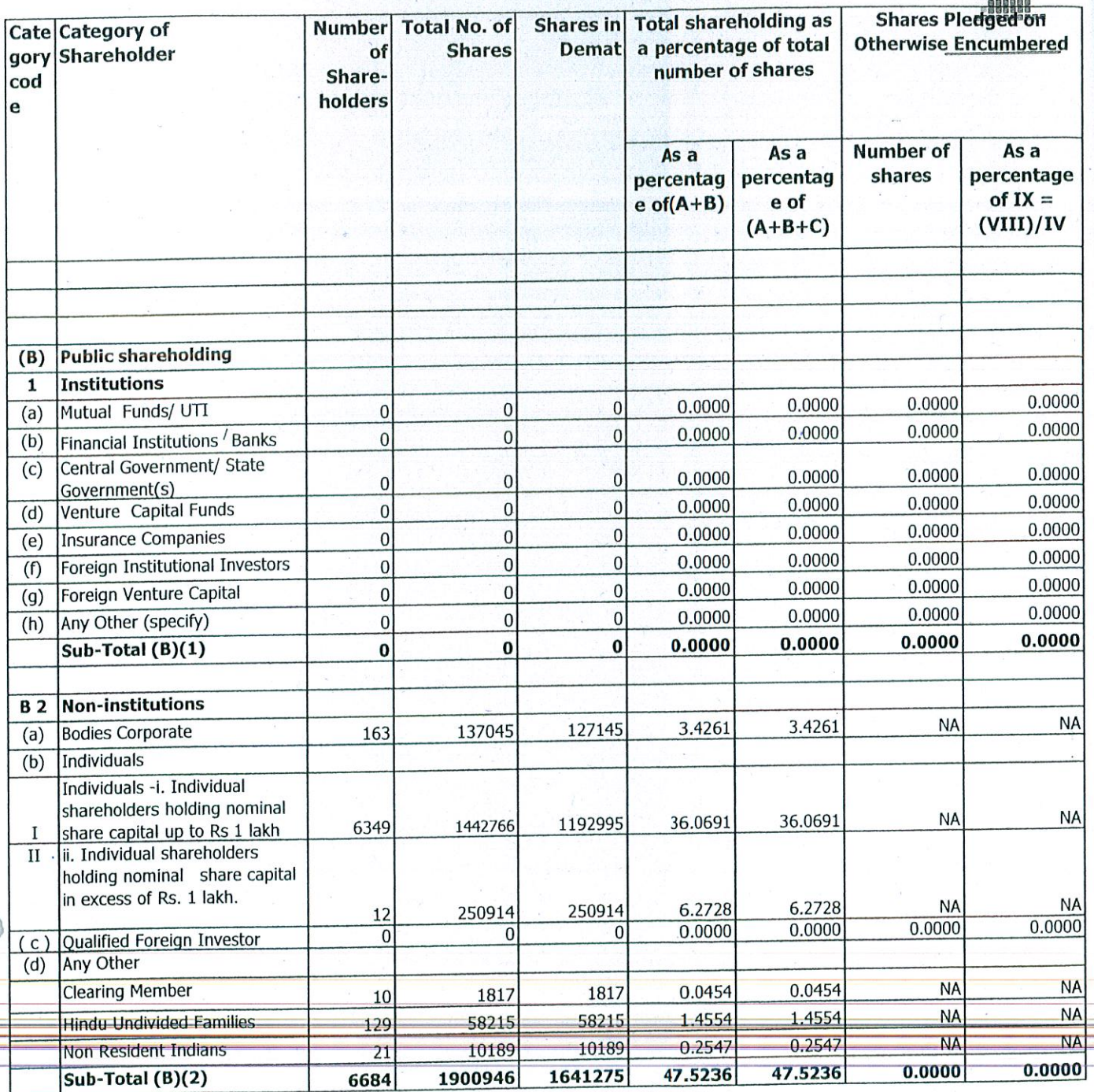
Quarter Ended :

31.12.2012

Class : Equity

Category code	Category of Shareholder	Number of Shareholders	Total No. of Shares	Shares in Demat	Total shareholding as a percentage of total number of shares		Shares Pledged on Otherwise Encumbered	
					As a percentage of (A+B)	As a percentage of (A+B+C)	Number of shares	As a percentage of IX = (VIII)/IV
(I)	(II)	(III)	(IV)	(V)	(VI)	(VII)	(VIII)	(IX)
(A)	Shareholding of Promoter and Promoter Group							
1	Indian							
(a)	Individuals/ Hindu Undivided Family	1	354683	354683	8.8671	8.8671	0.0000	0.0000
(b)	State Government	1	1040006	1040006	26.0001	26.0001	0.0000	0.0000
(c)	Bodies Corporate	3	704372	704372	17.6093	17.6093	0.0000	0.0000
(d)	Financial Institutions/ Banks	0	0	0	0.0000	0.0000	0.0000	0.0000
(e)	Any Others(Specify)	0	0	0	0.0000	0.0000	0.0000	0.0000
(e-i)	State Government Institutions	0	0	0	0.0000	0.0000	0.0000	0.0000
(e-ii)								
	Sub Total(A)(1)	5	2099061	2099061	52.4764	52.4764	0.0000	0.0000
2	Foreign							
a	Individuals (Non-Residents)	0	0	0	0.0000	0.0000	0.0000	0.0000
b	Bodies Corporate	0	0	0	0.0000	0.0000	0.0000	0.0000
c	Institutions	0	0	0	0.0000	0.0000	0.0000	0.0000
d	Any Others(Specify)	0	0	0	0.0000	0.0000	0.0000	0.0000
d-i								
d-ii								
	Sub Total(A)(2)	0	0	0	0.0000	0.0000	0.0000	0.0000
	Total Shareholding of Promoter and Promoter Group (A)= (A)(1)+(A)(2)	5	2099061	2099061	52.4764	52.4764	0.0000	0.0000







Category code	Category of Shareholder	Number of Shareholders	Total No. of Shares	Shares in Demat	Total shareholding as a percentage of total number of shares		Shares Pledged on Otherwise Encumbered	
					As a percentage of (A+B)	As a percentage of (A+B+C)	Number of shares	As a percentage of IX = (VIII)/IV
(B)	Total Public Shareholding (B)= (B)(1)+(B)(2)	6684	1900946	1641275	47.5236	47.5236	NA	NA
	TOTAL (A)+(B)	6689	4000007	3740336	100.0000	100.0000	0.0000	0.0000
(C)	Shares held by Custodians and against which Depository Receipts have been issued	0	0	0	0.0000	0.0000	NA	NA
	Promoter and Promoter Group	0	0	0	0.0000	0.0000	NA	NA
	Public	0	0	0	0.0000	0.0000	NA	NA
	GRAND TOTAL (A)+(B)+(C)	6689	4000007	3740336	100.0000	100.0000	0.0000	0.0000





(I)(b) Statement showing holding of securities (including shares, warrants, convertible securities of person belonging to the category "Promoter and Promoter Group" - 31.12.2012

Sr. No.	Name of the shareholder	Details of Shares Held		Encumbered shares			Details of warrants		Details of convertible securities		Total shares (including underlying shares assuming full conversion of warrants and convertible securities) as a % of diluted share capital
		Number of shares held	As a % of Grand Total (A)+(B)+(C)	No. of shares held	As a percentage	As a % of grand total (A) + (B) + (C)	Number of warrants held	As a % of total number of warrants of the same class	Number of warrants held	As a % of total number of warrants of the same class	
(I)	(II)	(III)	(IV)	(V)	(VI) = (V) / (III) X 100	(VII)	(VIII)	(IX)	(X)	(XI)	(XII)
1	Electronics Corporation of Tamilnadu Ltd.	1040006	26.0001	0	0	0	0	0.0000	0	0.0000	26.0001
2	Stur Technologies Pvt. Ltd.	450000	11.2499	0	0	0	0	0.0000	0	0.0000	11.2499
3	Stur Projects Management Pvt. Ltd	1	0.0000	0	0	0	0	0.0000	0	0.0000	0.0000
4	Southern Projects Management Pvt. Ltd	254371	6.3593	0	0	0	0	0.0000	0	0.0000	6.3593
5	Shanmugham Thiagarajan	354683	8.8671	0	0	0	0	0.0000	0	0.0000	8.8671
TOTAL		2099061	52.4764	0	0	0	0	0.0000	0	0.0000	52.4764





(I) (C)(i) Statement showing of securities (including shares, warrants, convertible securities) of persons belonging to the category "Public" and holding more than 1% of the total number of shares -31.12.2012

Sr. No.	Name of the shareholder			Details of warrants		Details of convertible securities		Total shares (including underlying shares assuming full conversion of warrants and convertible securities) as a % of diluted share capital
		Number of shares held	Shares as a % of Total number of shares (i.e., Grand Total (A) + (B) + (C) indicated in Statement at para (I)(a) above)	No. of warrants held	As a % total number of warrants of the same class	Number of convertible securities held	% w.r.t. total number of convertible securities of the same class	
1	Vinay Rao K	40450	1.0112	0.0000	0.0000	0.0000	0.0000	1.0112
TOTAL		40450	1.0112	0.0000	0.0000	0.0000	0.0000	1.0112





(I)(C) (ii)Statement showing of securities (including shares, warrants, convertible securities) of persons (together with PAC) belonging to category "Public" and holding more than 5% of the total number of shares of the company -31.12.2012

Sr. No.	Name(s) of the shareholder(s) and the Persons Acting in Concert(PAC) with them			Details of warrants		Details of convertible securities		Total shares (including underlying shares assuming full conversion of warrants and convertible securities) as a % of diluted share capital
		Number of shares held	Shares as a % of Total number of shares (i.e., Grand Total (A) + (B) + (C) indicated in Statement at para (I)(a) above)	No. of warrants held	As a % total number of warrants of the same class	Number of convertible securities held	% w.r.t. total number of convertible securities of the same class	
1				NIL				
	TOTAL	0	0.0000			0	0.0000	0





(II)(b) Statement showing Holding of Depository Receipts (DRs), where underlying

shares held by Promoter/Promoter Group are in excess of 1% of the total number of shares - 31.12.2012

Sr. No.	Name of the DR Holder	Type of outstanding DR (ADRs, GDRs, SDRs, etc.)	Number of shares underlying outstanding DRs	Shares underlying outstanding DRs as a percentage of total number of shares {i.e., Grand Total (A)+(B)+(C) indicated in Statement at para (I)(a) above}
1			NIL	
2				
3				
4				
TOTAL			0	0.00



April 6, 2013

The Secretary,
Madras Stock Exchange Ltd.,
Post Box No. 183,
11, Second Line Beach,
Chennai – 600 001.

o/c
✓ The Secretary,
Bombay Stock Exchange Ltd.
Phiroze Jeejeebhai Towers,
Dalal Street,
Mumbai – 400 001.

Dear Sir,

Sub: Submission of Distribution Schedule for the quarter ended 31.03.2013

We invite your attention to Clause 35 of the Listing Agreement regarding distribution Schedule. In this connection, please find enclosed four copies of the Distribution Schedule for the quarter ended 31.03.2013.

Kindly acknowledge receipt of the same.

Thanking you,

Yours truly,
For ELNET TECHNOLOGIES LIMITED,


C. VENKATARAMANAN
COMPLIANCE OFFICER

Encl.: As above

o/c

April 6, 2013

✓ The Secretary,
Madras Stock Exchange Ltd.,
Post Box No. 183,
11, Second Line Beach,
Chennai – 600 001.

The Secretary,
Bombay Stock Exchange Ltd.
Phiroze Jeejeebhay Towers,
Dalal Street,
Mumbai – 400 001.

Dear Sir,

Sub: Submission of Distribution Schedule for the quarter ended 31.03.2013

We invite your attention to Clause 35 of the Listing Agreement regarding distribution Schedule. In this connection, please find enclosed four copies of the Distribution Schedule for the quarter ended 31.03.2013.

Kindly acknowledge receipt of the same.

Thanking you,

Yours truly,
For ELNET TECHNOLOGIES LIMITED,


C. VENKATARAMANAN
COMPLIANCE OFFICER

Encl.: As above



Name of the Company : Elnet Technologies Ltd

Scrip Code : 517477

Quarter Ended : 31.03.2013

Class : Equity

Convertible Securities

Partly paid up shares	No. of partly paid up shares	As a % of total no. of partly paid up shares	As a % of total no. of shares of the company
Held promoter / promoter group	0	0.00	0.00
Held by public	0	0.00	0.00
Total - D	0	0.00	0.00

Outstanding Convertible Securities

Outstanding Convertible Securities	No. of outstanding securities	As a % of total no. of outstanding convertible securities	As a % of total no. of shares of the company, assuming full conversion of the convertible securities
Held promoter / promoter group	0	0.00	0.00
Held by public	0	0.00	0.00
Total - E	0	0.00	0.00

Warrants

Warrants	No. of warrants	As a % of total no. of warrants	As a % of total no. of shares of the company, assuming full conversion of warrants
Held promoter / promoter group	0	0.00	0.00
Held by public	0	0.00	0.00

Total paid up capital of the company assuming full conversion of warrants and convertible securities

4000007





Statement Showing Shareholding Pattern

Name of the Company : **ELNET TECHNOLOGIES LIMITED**

Scrip Code : **517477**

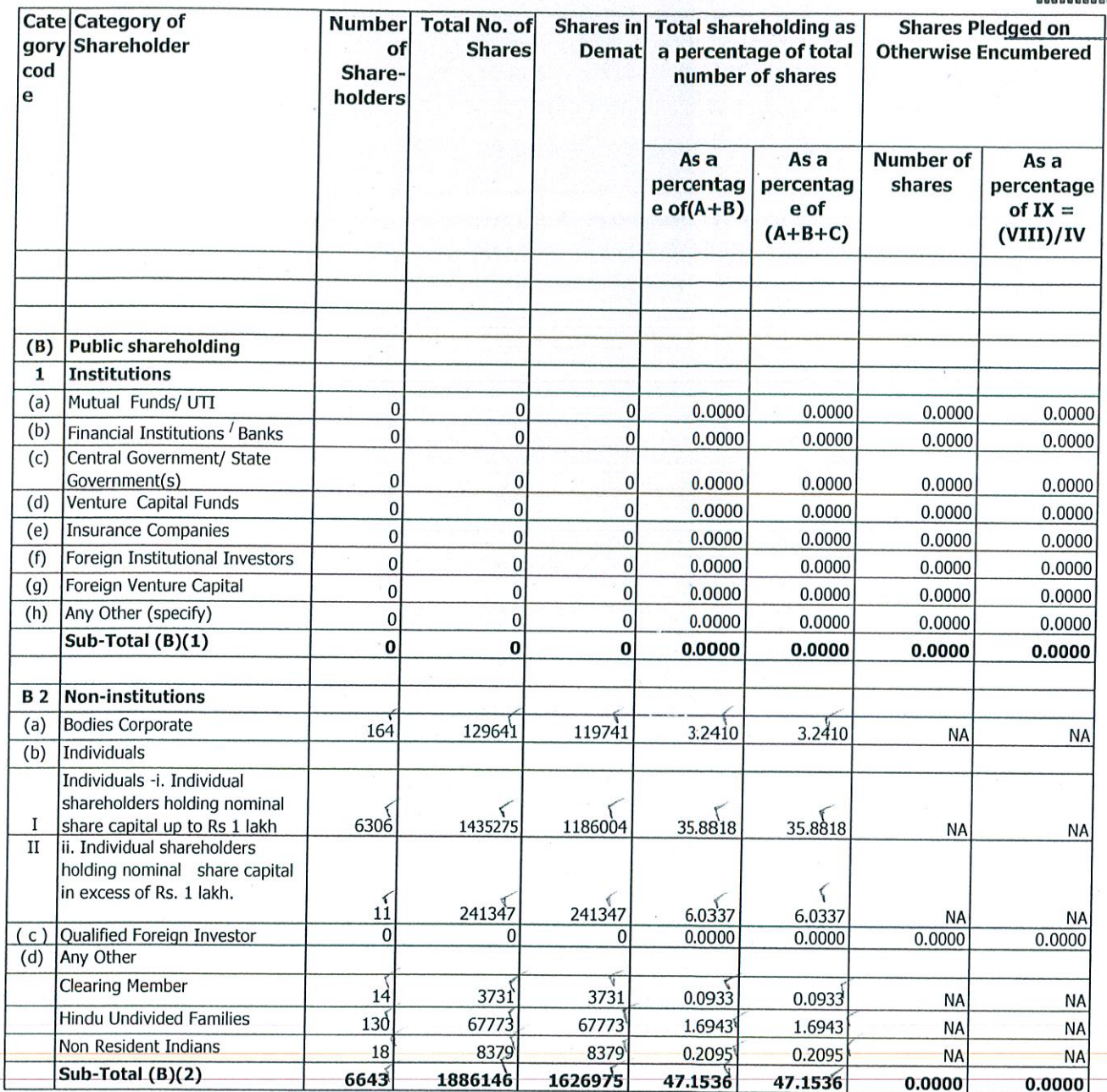
Quarter Ended :

31.03.2013

Class : Equity

Category code	Category of Shareholder	Number of Shareholders	Total No. of Shares	Shares in Demat	Total shareholding as a percentage of total number of shares		Shares Pledged on Otherwise Encumbered	
					As a percentage of (A+B)	As a percentage of (A+B+C)	Number of shares	As a percentage of IX = (VIII)/IV
(I)	(II)	(III)	(IV)	(V)	(VI)	(VII)	(VIII)	(IX)
(A)	Shareholding of Promoter and Promoter Group							
1	Indian							
(a)	Individuals/ Hindu Undivided Family	1	369483	369483	9.2371	9.2371	0.0000	0.0000
(b)	State Government	1	1040006	1040006	26.0001	26.0001	0.0000	0.0000
(c)	Bodies Corporate	3	704372	704372	17.6093	17.6093	0.0000	0.0000
(d)	Financial Institutions/ Banks	0	0	0	0.0000	0.0000	0.0000	0.0000
(e)	Any Others(Specify)	0	0	0	0.0000	0.0000	0.0000	0.0000
(e-i)	State Government Institutions	0	0	0	0.0000	0.0000	0.0000	0.0000
(e-ii)								
	Sub Total(A)(1)	5	2113861	2113861	52.8464	52.8464	0.0000	0.0000
2	Foreign							
a	Individuals (Non-Residents)	0	0	0	0.0000	0.0000	0.0000	0.0000
b	Bodies Corporate	0	0	0	0.0000	0.0000	0.0000	0.0000
c	Institutions	0	0	0	0.0000	0.0000	0.0000	0.0000
d	Any Others(Specify)	0	0	0	0.0000	0.0000	0.0000	0.0000
d-i								
d-ii								
	Sub Total(A)(2)	0	0	0	0.0000	0.0000	0.0000	0.0000
	Total Shareholding of Promoter and Promoter Group (A)= (A)(1)+(A)(2)	5	2113861	2113861	52.8464	52.8464	0.0000	0.0000







Category code	Category of Shareholder	Number of Shareholders	Total No. of Shares	Shares in Demat	Total shareholding as a percentage of total number of shares		Shares Pledged on Otherwise Encumbered	
					As a percentage of (A+B)	As a percentage of (A+B+C)	Number of shares	As a percentage of IX = (VIII)/IV
(B)	Total Public Shareholding (B) = (B)(1)+(B)(2)	6643	1886146	1626975	47.1536	47.1536	NA	NA
	TOTAL (A)+(B)	6648	4000007	3740836	100.0000	100.0000	0.0000	0.0000
(C)	Shares held by Custodians and against which Depository Receipts have been issued	0	0	0	0.0000	0.0000	NA	NA
	Promoter and Promoter Group	0	0	0	0.0000	0.0000	NA	NA
	Public	0	0	0	0.0000	0.0000	NA	NA
	GRAND TOTAL (A)+(B)+(C)	6648	4000007	3740836	100.0000	100.0000	0.0000	0.0000





(I)(b) Statement showing holding of securities (including shares, warrants, convertible securities of person belonging to the category "Promoter and Promoter Group" - 31.03.2013

Sr. No.	Name of the shareholder	Details of Shares Held		Encumbered shares			Details of warrants		Details of convertible securities		Total shares (including underlying shares assuming full conversion of warrants and convertible securities) as a % of diluted share capital
		Number of shares held	As a % of Grand Total (A)+(B)+(C)	No. of shares held	As a percentage	As a % of grand total (A) + (B) + (C)	Number of warrants held	As a % of total number of warrants of the same class	Number of warrants held	As a % of total number of warrants of the same class	
(I)	(II)	(III)	(IV)	(V)	(VI) = (V) / (III) X 100	(VII)	(VIII)	(IX)	(X)	(XI)	(XII)
1	Electronics Corporation of Tamilnadu Ltd.	1040006	26.0001	0	0	0	0	0.0000	0	0.0000	26.0001
2	Stur Technologies Pvt. Ltd.	450000	11.2499	0	0	0	0	0.0000	0	0.0000	11.2499
3	Stur Projects Management Pvt. Ltd	1	0.0000	0	0	0	0	0.0000	0	0.0000	0.0000
4	Southern Projects Management Pvt. Ltd	254371	6.3593	0	0	0	0	0.0000	0	0.0000	6.3593
5	Shanmugham Thiagarajan	369483	9.2371	0	0	0	0	0.0000	0	0.0000	9.2371
TOTAL		2113861	52.8464	0	0	0	0	0.0000	0	0.0000	52.8464





(I) (C)(i) Statement showing of securities (including shares, warrants, convertible securities) of persons belonging to the category "Public" and holding more than 1% of the total number of shares -31.03.2013

Sr. No.	Name of the shareholder			Details of warrants		Details of convertible securities		Total shares (including underlying shares assuming full conversion of warrants and convertible securities) as a % of diluted share capital
		Number of shares held	Shares as a % of Total number of shares (i.e., Grand Total (A) + (B) + (C) indicated in Statement at para (I)(a) above)	No. of warrants held	As a % total number of warrants of the same class	Number of convertible securities held	% w.r.t. total number of convertible securities of the same class	
1	Vinay Rao K	43250 ✓	1.0812 ✓	0.0000	0.0000	0.0000	0.0000	1.0812 ✓
TOTAL		43250 ✓	1.0812 ✓	0.0000	0.0000	0.0000	0.0000	1.0812 ✓





(I)(C) (ii)Statement showing of securities (including shares, warrants, convertible securities) of persons (together with PAC) belonging to category "Public" and holding more than 5% of the total number of shares of the company -31.03.2013

Sr. No.	Name(s) of the shareholder(s) and the Persons Acting in Concert(PAC) with them			Details of warrants		Details of convertible securities		Total shares (including underlying shares assuming full conversion of warrants and convertible securities) as a % of diluted share capital
		Number of shares held	Shares as a % of Total number of shares (i.e., Grand Total (A) + (B) + (C) indicated in Statement at para (I)(a) above)	No. of warrants held	As a % total number of warrants of the same class	Number of convertible securities held	% w.r.t. total number of convertible securities of the same class	
1				NIL				
	TOTAL	0	0.0000			0	0.0000	0





(I)(d)Statement showing details of locked-in-shares 31-03-2013

Sr. No.	Name of the shareholder	Category of Shareholders (Promoters/Public)	Number of locked in shares	Locked-in shares as a % of Total Number of shares (i.e. Grand Total) (A) + (B) + (C) indicated in statement at para (I) (a) (Above)
1	NIL			
TOTAL				





(II)(a) Statement showing details of Depository Receipts (DRs) - 31.03.2013

Sr. No.	Type of outstanding DR (ADRs, GDRs, SDRs, etc.)	Number of outstanding DRs	Number of shares underlying outstanding DRs	Shares underlying outstanding DRs as a percentage of total number of shares {i.e., Grand Total (A)+(B)+(C) indicated in Statement at para (I)(a) above}
1			NIL ✓	
2				
3				
4				
TOTAL		0	0	0.00





(II)(b) Statement showing Holding of Depository Receipts (DRs), where underlying

shares held by Promoter/Promoter Group are in excess of 1% of the total number of shares - 31.03.2013

Sr. No.	Name of the DR Holder	Type of outstanding DR (ADRs, GDRs, SDRs, etc.)	Number of shares underlying outstanding DRs	Shares underlying outstanding DRs as a percentage of total number of shares {i.e., Grand Total (A)+(B)+(C) indicated in Statement at para (I)(a) above}
1			NIL	
2				
3				
4				
TOTAL			0	0.00

