

July 7, 2014

The Secretary,  
Madras Stock Exchange Ltd.,  
Post Box No. 183,  
11, Second Line Beach,  
Chennai – 600 001.

✓ The Secretary,  
Bombay Stock Exchange Ltd.  
Phiroze Jeejeebhai Towers,  
Dalal Street,  
Mumbai – 400 001.

Dear Sir,


**Sub:** Submission of Distribution Schedule for the quarter ended 30.06.2014

We invite your attention to Clause 35 of the Listing Agreement regarding distribution Schedule. In this connection, please find enclosed four copies of the Distribution Schedule for the quarter ended 30.06.2014.

Kindly acknowledge receipt of the same.

Thanking you,

Yours truly,  
For ELNET TECHNOLOGIES LIMITED,



**S. Lakshmi Narasimhan**  
**Company Secretary**

Encl.: As above



**Name of the Company : Elnet Technologies Ltd**

**Scrip Code : 517477**

**Quarter Ended : 30.06.2014**

**Class : Equity**

**Convertible Securities**

Partly paid up shares	No. of partly paid up shares	As a % of total no. of partly paid up shares	As a % of total no. of shares of the company
Held promoter / promoter group	0	0.00	0.00
Held by public	0	0.00	0.00
Total - D	0	0.00	0.00

**Outstanding Convertible Securities**

Outstanding Convertible Securities	No. of outstanding securities	As a % of total no. of outstanding convertible securities	As a % of total no. of shares of the company, assuming full conversion of the convertible securities
Held promoter / promoter group	0	0.00	0.00
Held by public	0	0.00	0.00
Total - E	0	0.00	0.00

**Warrants**

Warrants	No. of warrants	As a % of total no. of warrants	As a % of total no. of shares of the company, assuming full conversion of warrants
Held promoter / promoter group	0	0.00	0.00
Held by public	0	0.00	0.00

**Total paid up capital of the company assuming full conversion of warrants and convertible securities**

**4000007**







### Statement Showing Shareholding Pattern

Name of the Company : ELNET TECHNOLOGIES LIMITED

Scrip Code : 517477

Quarter Ended :

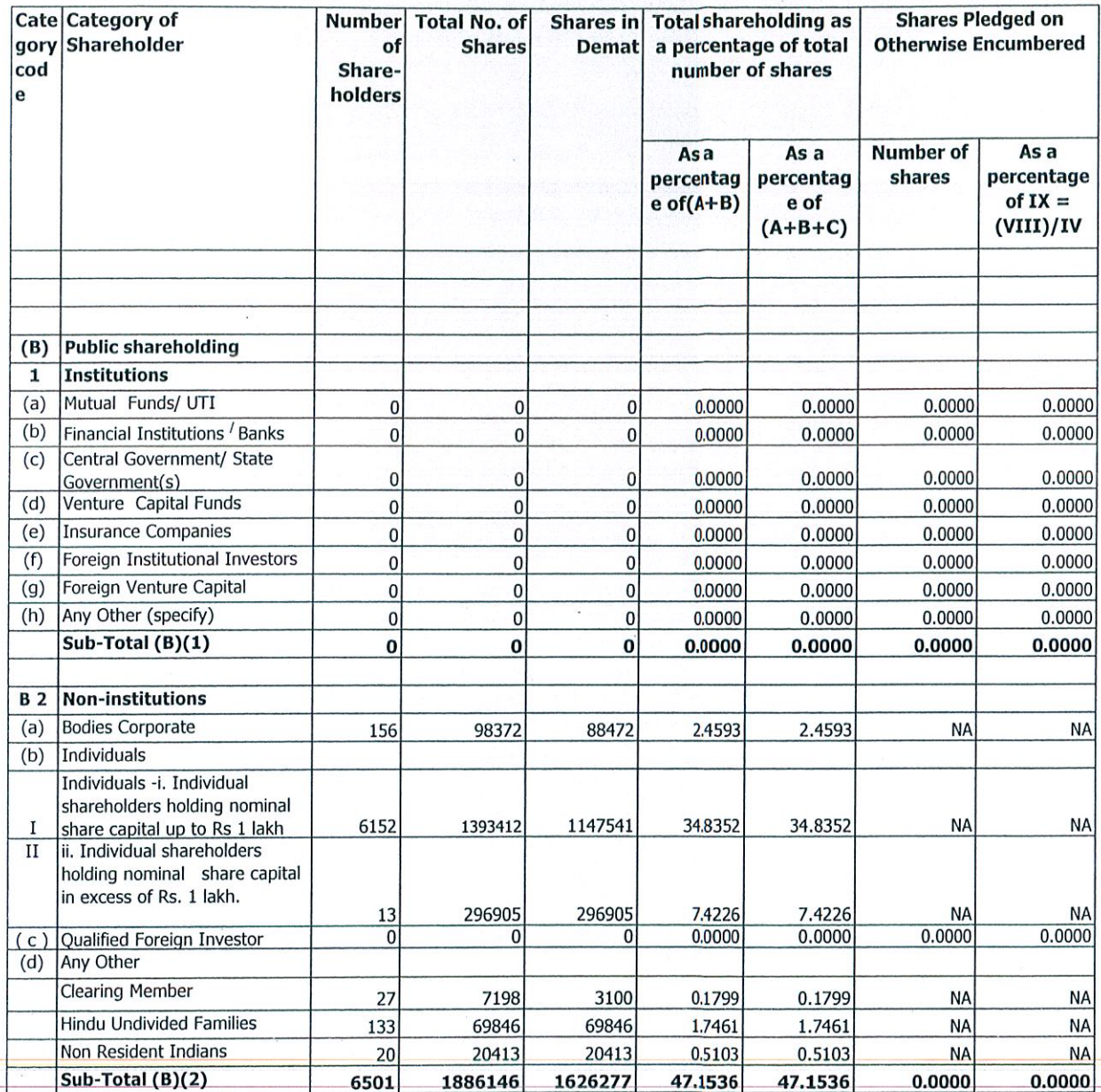
30.06.2014

Class : Equity

Category code	Category of Shareholder	Number of Shareholders	Total No. of Shares	Shares in Demat	Total shareholding as a percentage of total number of shares		Shares Pledged on Otherwise Encumbered	
					As a percentage of (A+B)	As a percentage of (A+B+C)	Number of shares	As a percentage of IX = (VIII)/IV
(I)	(II)	(III)	(IV)	(V)	(VI)	(VII)	(VIII)	(IX)
(A)	Shareholding of Promoter and Promoter Group							
1	Indian							
(a)	Individuals/ Hindu Undivided Family	1	369483	369483	9.2371	9.2371	0.0000	0.0000
(b)	State Government	1	1040006	1040006	26.0001	26.0001	0.0000	0.0000
(c)	Bodies Corporate	3	704372	704372	17.6093	17.6093	0.0000	0.0000
(d)	Financial Institutions/ Banks	0	0	0	0.0000	0.0000	0.0000	0.0000
(e)	Any Others(Specify)	0	0	0	0.0000	0.0000	0.0000	0.0000
(e-i)	State Government Institutions	0	0	0	0.0000	0.0000	0.0000	0.0000
(e-ii)								
	<b>Sub Total(A)(1)</b>	<b>5</b>	<b>2113861</b>	<b>2113861</b>	<b>52.8464</b>	<b>52.8464</b>	<b>0.0000</b>	<b>0.0000</b>
2	Foreign							
a	Individuals (Non-Residents)	0	0	0	0.0000	0.0000	0.0000	0.0000
b	Bodies Corporate	0	0	0	0.0000	0.0000	0.0000	0.0000
c	Institutions	0	0	0	0.0000	0.0000	0.0000	0.0000
d	Any Others(Specify)	0	0	0	0.0000	0.0000	0.0000	0.0000
	<b>Sub Total(A)(2)</b>	<b>0</b>	<b>0</b>	<b>0</b>	<b>0.0000</b>	<b>0.0000</b>	<b>0.0000</b>	<b>0.0000</b>
	<b>Total Shareholding of Promoter and Promoter Group (A)= (A)(1)+(A)(2)</b>	<b>5</b>	<b>2113861</b>	<b>2113861</b>	<b>52.8464</b>	<b>52.8464</b>	<b>0.0000</b>	<b>0.0000</b>











**1 / C) (i) Statement showing of securities (including shares, warrants, convertible securities) of persons belonging to the category "Public" and holding more than 1% of the total number of shares -30.06.2014**

r. No.	Name of the shareholder			Details of warrants		Details of convertible securities		Total shares (including underlying shares assuming full conversion of warrants and convertible securities) as a % of diluted share capital
		Number of shares held	Shares as a % of Total number of shares (i.e., Grand Total (A) + (B) + (C) indicated in Statement at para (I)(a) above)	No. of warrants held	As a % total number of warrants of the same class	Number of convertible securities held	% w.r.t. total number of convertible securities of the same class	
1	Vinay Rao K	50500	1.2625	0	0	0	0	1.2625
2	Ashok Kumar Jain	46861	1.1715	0	0	0	0	1.1715
	<b>TOTAL</b>	<b>97361</b>	<b>2.4340</b>	<b>0.0000</b>	<b>0.0000</b>	<b>0</b>	<b>0.0000</b>	<b>2.4340</b>





**(I) (C) (ii) Statement showing of securities (including shares, warrants, convertible securities) of persons (together with PAC) belonging to category "Public" and holding more than 5% of the total number of shares of the company - 30.06.2014**

Sr. No.	Name(s) of the shareholder(s) and the Persons Acting in Concert(PAC) with them			Details of warrants		Details of convertible securities		Total shares (including underlying shares assuming full conversion of warrants and convertible securities) as a % of diluted share capital
		Number of shares held	Shares as a % of Total number of shares (i.e., Grand Total (A) + (B) + (C) indicated in Statement at para (I)(a) above)	No. of warrants held	As a % total number of warrants of the same class	Number of convertible securities held	% w.r.t. total number of convertible securities of the same class	
1				NIL				
	<b>TOTAL</b>	<b>0</b>	<b>0.0000</b>			<b>0</b>	<b>0.0000</b>	<b>0</b>







(I)(b) Statement showing holding of securities (including shares, warrants, convertible securities of person belonging to the category "Promoter and Promoter Group" - 30.06.2014

Sr. No.	Name of the shareholder	Details of Shares Held		Encumbered shares			Details of warrants		Details of convertible securities		Total shares (including underlying shares assuming full conversion of warrants and convertible securities) as a % of diluted share capital
		Number of shares held	As a % of Grand Total (A)+(B)+(C)	No. of shares held	As a percentage	As a % of grand total (A) + (B) + (C)	Number of warrants held	As a % of total number of warrants of the same class	Number of warrants held	As a % of total number of warrants of the same class	
(I)	(II)	(III)	(IV)	(V)	(VI) = (V) / (III) X 100	(VII)	(VIII)	(IX)	(X)	(XI)	(XII)
1	Electronics Corporation of Tamilnadu Ltd.	1040006	26.0001	0	0	0	0	0.0000	0	0.0000	26.0001
2	Stur Technologies Pvt. Ltd.	450000	11.2499	0	0	0	0	0.0000	0	0.0000	11.2499
3	Stur Projects Management Pvt. Ltd	1	0.0000	0	0	0	0	0.0000	0	0.0000	0.0000
4	Southern Projects Management Pvt. Ltd	254371	6.3593	0	0	0	0	0.0000	0	0.0000	6.3593
5	Shanmugham Thiagarajan	369483	9.2371	0	0	0	0	0.0000	0	0.0000	9.2371
TOTAL		2113861	52.8464	0	0	0	0	0.0000	0	0.0000	52.8464





Category code	Category of Shareholder	Number of Shareholders	Total No. of Shares	Shares in Demat	Total shareholding as a percentage of total number of shares		Shares Pledged on Otherwise Encumbered	
					As a percentage of (A+B)	As a percentage of (A+B+C)	Number of shares	As a percentage of IX = (VIII)/IV
(B)	<b>Total Public Shareholding (B) = (B)(1)+(B)(2)</b>	<b>6501</b>	<b>1886146</b>	<b>1626277</b>	<b>47.1536</b>	<b>47.1536</b>	NA	NA
	<b>TOTAL (A)+(B)</b>	<b>6506</b>	<b>4000007</b>	<b>3740138</b>	<b>100.0000</b>	<b>100.0000</b>	<b>0.0000</b>	<b>0.0000</b>
(C)	Shares held by Custodians and against which Depository Receipts have been issued	0	0	0	0.0000	0.0000	NA	NA
	Promoter and Promoter Group	0	0	0	0.0000	0.0000	NA	NA
	Public	0	0	0	0.0000	0.0000	NA	NA
	<b>GRAND TOTAL (A)+(B)+(C)</b>	<b>6506</b>	<b>4000007</b>	<b>3740138</b>	<b>100.0000</b>	<b>100.0000</b>	<b>0.0000</b>	<b>0.0000</b>







**(I)(d)Statement showing details of locked-in-shares 30-06-2014**

Sr. No.	Name of the shareholder	Category of Shareholders (Promoters/Public)	Number of locked in shares	Locked-in shares as a % of Total Number of shares (i.e. Grand Total) (A) + (B) + (C ) indicated in statement at para (I) (a) (Above)
1	NIL			
TOTAL				





**(II)(a) Statement showing details of Depository Receipts (DRs) - 30.06.2014**

Sr. No.	Type of outstanding DR (ADRs, GDRs, SDRs, etc.)	Number of outstanding DRs	Number of shares underlying outstanding DRs	Shares underlying outstanding DRs as a percentage of total number of shares {i.e., Grand Total (A)+(B)+(C) indicated in Statement at para (I)(a) above}
1			NIL	
2				
3				
4				
TOTAL		0	0	0.00








**(II)(b) Statement showing Holding of Depository Receipts (DRs), where underlying**

**shares held by Promoter/Promoter Group are in excess of 1% of the total number of shares - 30.06.2014**

Sr. No.	Name of the DR Holder	Type of outstanding DR (ADRs, GDRs, SDRs, etc.)	Number of shares underlying outstanding DRs	Shares underlying outstanding DRs as a percentage of total number of shares {i.e., Grand Total (A)+(B)+(C) indicated in Statement at para (I)(a) above}
1			NIL	
2				
3				
4				
TOTAL			0	0.00





October 15, 2014

The Secretary,  
Bombay Stock Exchange Ltd.  
Phiroze Jeejeebhay Towers,  
Dalal Street,  
Mumbai – 400 001.

Dear Sir,

Sub: Submission of Distribution Schedule for the quarter ended 30.09.2014

We invite your attention to Clause 35 of the Listing Agreement regarding distribution Schedule. In this connection, please find enclosed four copies of the Distribution Schedule for the quarter ended 30.09.2014.

Kindly acknowledge receipt of the same.

Thanking you,

Yours truly,  
For ELNET TECHNOLOGIES LIMITED,

**S. Lakshmi Narasimhan**  
Company Secretary

Encl.: As above





**Name of the Company : Elnet Technologies Ltd**

**Scrip Code : 517477**

**Quarter Ended : 30.09.2014**

**Class : Equity**

**Convertible Securities**

<b>Partly paid up shares</b>	<b>No. of partly paid up shares</b>	<b>As a % of total no. of partly paid up shares</b>	<b>As a % of total no. of shares of the company</b>
Held promoter / promoter group	0	0.00	0.00
Held by public	0	0.00	0.00
Total - D	0	0.00	0.00

**Outstanding Convertible Securities**

<b>Outstanding Convertible Securities</b>	<b>No. of outstanding securities</b>	<b>As a % of total no. of outstanding convertible securities</b>	<b>As a % of total no. of shares of the company, assuming full conversion of the convertible securities</b>
Held promoter / promoter group	0	0.00	0.00
Held by public	0	0.00	0.00
Total - E	0	0.00	0.00

**Warrants**

<b>Warrants</b>	<b>No. of warrants</b>	<b>As a % of total no. of warrants</b>	<b>As a % of total no. of shares of the company, assuming full conversion of warrants</b>
Held promoter / promoter group	0	0.00	0.00
Held by public	0	0.00	0.00

**Total paid up capital of the company assuming full conversion of warrants and convertible securities**

**4000007**



# Statement Showing Shareholding Pattern

Name of the Company : ELNET TECHNOLOGIES LIMITED

Scrip Code : 517477

Quarter Ended :

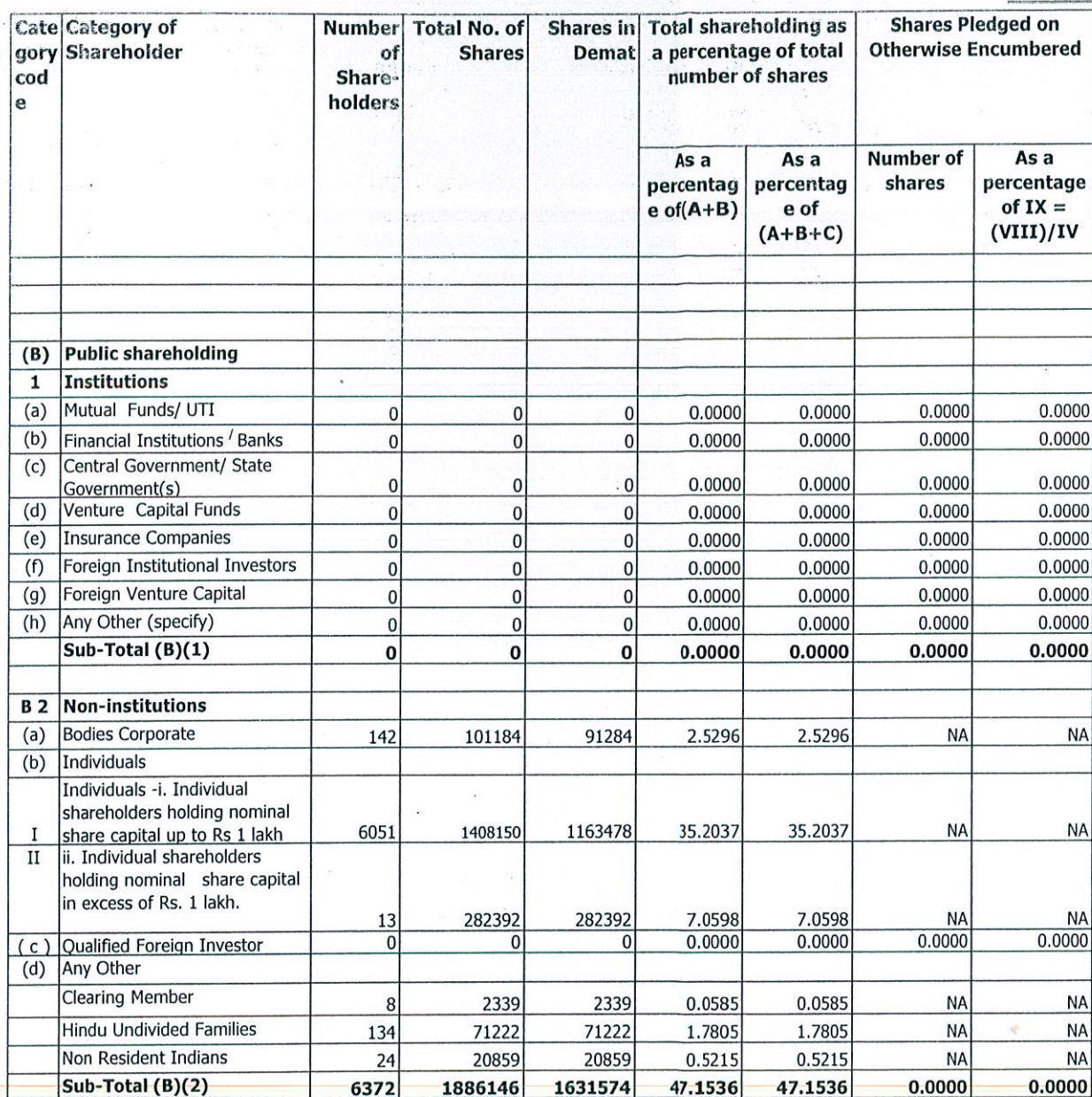
30.09.2014

Class : Equity

Category code	Category of Shareholder	Number of Shareholders	Total No. of Shares	Shares in Demat	Total shareholding as a percentage of total number of shares		Shares Pledged on Otherwise Encumbered	
					As a percentage of (A+B)	As a percentage of (A+B+C)	Number of shares	As a percentage of IX = (VIII)/IV
(I)	(II)	(III)	(IV)	(V)	(VI)	(VII)	(VIII)	(IX)
(A)	Shareholding of Promoter and Promoter Group							
1	Indian							
(a)	Individuals/ Hindu Undivided Family	1	369483	369483	9.2371	9.2371	0.0000	0.0000
(b)	State Government	1	1040006	1040006	26.0001	26.0001	0.0000	0.0000
(c)	Bodies Corporate	3	704372	704372	17.6093	17.6093	0.0000	0.0000
(d)	Financial Institutions/ Banks	0	0	0	0.0000	0.0000	0.0000	0.0000
(e)	Any Others(Specify)	0	0	0	0.0000	0.0000	0.0000	0.0000
(e-i)	State Government Institutions	0	0	0	0.0000	0.0000	0.0000	0.0000
(e-ii)								
	<b>Sub Total(A)(1)</b>	<b>5</b>	<b>2113861</b>	<b>2113861</b>	<b>52.8464</b>	<b>52.8464</b>	<b>0.0000</b>	<b>0.0000</b>
2	Foreign							
a	Individuals (Non-Residents)	0	0	0	0.0000	0.0000	0.0000	0.0000
b	Bodies Corporate	0	0	0	0.0000	0.0000	0.0000	0.0000
c	Institutions	0	0	0	0.0000	0.0000	0.0000	0.0000
d	Any Others(Specify)	0	0	0	0.0000	0.0000	0.0000	0.0000
	<b>Sub Total(A)(2)</b>	<b>0</b>	<b>0</b>	<b>0</b>	<b>0.0000</b>	<b>0.0000</b>	<b>0.0000</b>	<b>0.0000</b>
	<b>Total Shareholding of Promoter and Promoter Group (A)= (A)(1)+(A)(2)</b>	<b>5</b>	<b>2113861</b>	<b>2113861</b>	<b>52.8464</b>	<b>52.8464</b>	<b>0.0000</b>	<b>0.0000</b>









Category code	Category of Shareholder	Number of Shareholders	Total No. of Shares	Shares in Demat	Total shareholding as a percentage of total number of shares		Shares Pledged on Otherwise Encumbered	
					As a percentage of (A+B)	As a percentage of (A+B+C)	Number of shares	As a percentage of IX = (VIII)/IV
(B)	Total Public Shareholding (B)= (B)(1)+(B)(2)	6372	1886146	1631574	47.1536	47.1536	NA	NA
	TOTAL (A)+(B)	6377	4000007	3745435	100.0000	100.0000	0.0000	0.0000
(C)	Shares held by Custodians and against which Depository Receipts have been issued	0	0	0	0.0000	0.0000	NA	NA
	Promoter and Promoter Group	0	0	0	0.0000	0.0000	NA	NA
	Public	0	0	0	0.0000	0.0000	NA	NA
	GRAND TOTAL (A)+(B)+(C)	6377	4000007	3745435	100.0000	100.0000	0.0000	0.0000





(I)(b) Statement showing holding of securities (including shares, warrants, convertible securities of person belonging to the category "Promoter and Promoter Group" - 30.09.2014

Sr. No.	Name of the shareholder	Details of Shares Held		Encumbered shares			Details of warrants		Details of convertible securities		Total shares (including underlying shares assuming full conversion of warrants and convertible securities) as a % of diluted share capital
		Number of shares held	As a % of Grand Total (A)+(B)+(C)	No. of shares held	As a percentage	As a % of grand total (A) + (B) + (C)	Number of warrants held	As a % of total number of warrants of the same class	Number of warrants held	As a % of total number of warrants of the same class	
(I)	(II)	(III)	(IV)	(V)	(VI) = (V) / (III) X 100	(VII)	(VIII)	(IX)	(X)	(XI)	(XII)
1	Electronics Corporation of Tamilnadu Ltd.	1040006	26.0001	0	0	0	0	0.0000	0	0.0000	26.0001
2	Stur Technologies Pvt. Ltd.	450000	11.2499	0	0	0	0	0.0000	0	0.0000	11.2499
3	Stur Projects Management Pvt. Ltd.	1	0.0000	0	0	0	0	0.0000	0	0.0000	0.0000
4	Southern Projects Management Pvt. Ltd.	254371	6.3593	0	0	0	0	0.0000	0	0.0000	6.3593
5	Shanmugam Thiagarajan	369483	9.2371	0	0	0	0	0.0000	0	0.0000	9.2371
TOTAL		2113861	52.8464	0	0	0	0	0.0000	0	0.0000	52.8464



**(I) (C)(i) Statement showing of securities (including shares, warrants, convertible securities) of persons belonging to the category "Public" and holding more than 1% of the total number of shares - 30.09.2014**

Sr. No.	Name of the shareholder			Details of warrants		Details of convertible securities		Total shares (including underlying shares assuming full conversion of warrants and convertible securities) as a % of diluted share capital
		Number of shares held	Shares as a % of Total number of shares (i.e., Grand Total (A) + (B) + (C) indicated in Statement at para (I)(a) above)	No. of warrants held	As a % total number of warrants of the same class	Number of convertible securities held	% w.r.t. total number of convertible securities of the same class	
1	Vinay Rao K	50500	1.2625	0	0	0	0	1.2625
2	Ashok Kumar Jain	40561	1.0140	0	0	0	0	1.1715
TOTAL		91061	2.2765	0.0000	0.0000	0	0.0000	2.4340







**(I) (C) (ii) Statement showing of securities (including shares, warrants, convertible securities) of persons (together with PAC) belonging to category "Public" and holding more than 5% of the total number of shares of the company - 30.09.2014**

Sr. No.	Name(s) of the shareholder(s) and the Persons Acting in Concert(PAC) with them			Details of warrants		Details of convertible securities		Total shares (including underlying shares assuming full conversion of warrants and convertible securities) as a % of diluted share capital
		Number of shares held	Shares as a % of Total number of shares (i.e., Grand Total (A) + (B) + (C) indicated in Statement at para (I)(a) above)	No. of warrants held	As a % total number of warrants of the same class	Number of convertible securities held	% w.r.t. total number of convertible securities of the same class	
1				NIL				
<b>TOTAL</b>		<b>0</b>	<b>0.0000</b>			<b>0</b>	<b>0.0000</b>	<b>0</b>





**(I)(d) Statement showing details of locked-in-shares 30-09-2014**

Sr. No.	Name of the shareholder	Category of Shareholders (Promoters/Public)	Number of locked in shares	Locked-in shares as a % of Total Number of shares (i.e. Grand Total) (A) + (B) + (C) indicated in statement at para (I) (a) (Above)
1		NIL		
	TOTAL			







**(II)(a) Statement showing details of Depository Receipts (DRs) - 30.09.2014**

Sr. No.	Type of outstanding DR (ADRs, GDRs, SDRs, etc.)	Number of outstanding DRs	Number of shares underlying outstanding DRs	Shares underlying outstanding DRs as a percentage of total number of shares {i.e., Grand Total (A)+(B)+(C) indicated in Statement at para (I)(a) above}
1			NIL	
2				
3				
4				
TOTAL		0	0	0.00





**(II)(b) Statement showing Holding of Depository Receipts (DRs), where underlying**

**shares held by Promoter/Promoter Group are in excess of 1% of the total number of shares - 30.09.2014**

Sr. No.	Name of the DR Holder	Type of outstanding DR (ADRs, GDRs, SDRs, etc.)	Number of shares underlying outstanding DRs	Shares underlying outstanding DRs as a percentage of total number of shares {i.e., Grand Total (A)+(B)+(C) indicated in Statement at para (I)(a) above}
1			NIL	
2				
3				
4				
TOTAL			0	0.00



January 6, 2015

The Secretary,  
Bombay Stock Exchange Ltd.  
Phiroze Jeejeebhay Towers,  
Dalal Street,  
Mumbai – 400 001.

Dear Sir,


Sub: Submission of Distribution Schedule for the quarter ended 31.12.2014

We invite your attention to Clause 35 of the Listing Agreement regarding distribution Schedule. In this connection, please find enclosed four copies of the Distribution Schedule for the quarter ended 31.12.2014.

Kindly acknowledge receipt of the same.

Thanking you,

Yours truly,  
For ELNET TECHNOLOGIES LIMITED,



**S. Lakshmi Narasimhan**  
Company Secretary

Encl.: As above



Name of the Company : Elnet Technologies Ltd

Scrip Code : 517477 Quarter Ended : 31.12.2014

Class : Equity

**Convertible Securities**

Partly paid up shares	No. of partly paid up shares	As a % of total no. of partly paid up shares	As a % of total no. of shares of the company
Held promoter / promoter group	0	0.00	0.00
Held by public	0	0.00	0.00
Total - D	0	0.00	0.00

**Outstanding Convertible Securities**

Outstanding Convertible Securities	No. of outstanding securities	As a % of total no. of outstanding convertible securities	As a % of total no. of shares of the company, assuming full conversion of the convertible securities
Held promoter / promoter group	0	0.00	0.00
Held by public	0	0.00	0.00
Total - E	0	0.00	0.00

**Warrants**

Warrants	No. of warrants	As a % of total no. of warrants	As a % of total no. of shares of the company, assuming full conversion of warrants
Held promoter / promoter group	0	0.00	0.00
Held by public	0	0.00	0.00
Total - F	0	0.00	0.00

Total paid up capital of the company assuming full conversion of warrants and convertible securities

**4000007**







### Statement Showing Shareholding Pattern

Name of the Company : ELNET TECHNOLOGIES LIMITED

Scrip Code : 517477

Quarter Ended :

31.12.2014

Class : Equity

Category code	Category of Shareholder	Number of Shareholders	Total No. of Shares	Shares in Demat	Total shareholding as a percentage of total number of shares		Shares Pledged on Otherwise Encumbered	
					As a percentage of (A+B)	As a percentage of (A+B+C)	Number of shares	As a percentage of IX = (VIII)/IV
(I)	(II)	(III)	(IV)	(V)	(VI)	(VII)	(VIII)	(IX)
(A)	Shareholding of Promoter and Promoter Group							
1	Indian							
(a)	Individuals/ Hindu Undivided Family	1	369483	369483	9.2371	9.2371	0.0000	0.0000
(b)	State Government	1	1040006	1040006	26.0001	26.0001	0.0000	0.0000
(c)	Bodies Corporate	3	704372	704372	17.6093	17.6093	0.0000	0.0000
(d)	Financial Institutions/ Banks	0	0	0	0.0000	0.0000	0.0000	0.0000
(e)	Any Others(Specify)	0	0	0	0.0000	0.0000	0.0000	0.0000
(e-i)	State Government Institutions	0	0	0	0.0000	0.0000	0.0000	0.0000
(e-ii)								
	Sub Total(A)(1)	5	2113861	2113861	52.8464	52.8464	0.0000	0.0000
2	Foreign							
a	Individuals (Non-Residents Individuals/ Foreign Individuals)	0	0	0	0.0000	0.0000	0.0000	0.0000
b	Bodies Corporate	0	0	0	0.0000	0.0000	0.0000	0.0000
c	Institutions	0	0	0	0.0000	0.0000	0.0000	0.0000
d	Qualified Foreign Investor	0	0	0	0.0000	0.0000	0.0000	0.0000
e	Any Others(Specify)	0	0	0	0.0000	0.0000	0.0000	0.0000
	Sub Total(A)(2)	0	0	0	0.0000	0.0000	0.0000	0.0000
	Total Shareholding of Promoter and Promoter Group (A)= (A)(1)+(A)(2)	5	2113861	2113861	52.8464	52.8464	0.0000	0.0000





Category code	Category of Shareholder	Number of Shareholders	Total No. of Shares	Shares in Demat	Total shareholding as a percentage of total number of shares		Shares Pledged on Otherwise Encumbered	
					As a percentage of (A+B)	As a percentage of (A+B+C)	Number of shares	As a percentage of IX = (VIII)/IV
<b>(B)</b>	<b>Public shareholding</b>							
<b>1</b>	<b>Institutions</b>							
(a)	Mutual Funds/ UTI	0	0	0	0.0000	0.0000	0.0000	0.0000
(b)	Financial Institutions / Banks	0	0	0	0.0000	0.0000	0.0000	0.0000
(c)	Central Government/ State Government(s)	0	0	0	0.0000	0.0000	0.0000	0.0000
(d)	Venture Capital Funds	0	0	0	0.0000	0.0000	0.0000	0.0000
(e)	Insurance Companies	0	0	0	0.0000	0.0000	0.0000	0.0000
(f)	Foreign Institutional Investors	0	0	0	0.0000	0.0000	0.0000	0.0000
(g)	Foreign Venture Capital Investors	0	0	0	0.0000	0.0000	0.0000	0.0000
(h)	Qualified Foreign Investors	0	0	0	0.0000	0.0000	0.0000	0.0000
(i)	Any Other (specify)	0	0	0	0.0000	0.0000	0.0000	0.0000
	<b>Sub-Total (B)(1)</b>	<b>0</b>	<b>0</b>	<b>0</b>	<b>0.0000</b>	<b>0.0000</b>	<b>0.0000</b>	<b>0.0000</b>
<b>B 2</b>	<b>Non-institutions</b>							
(a)	Bodies Corporate	125	119381	109481	2.9845	2.9845	NA	NA
(b)	Individuals							
I	Individuals -i. Individual shareholders holding nominal share capital up to Rs 1 lakh	5970	1365695	1122523	34.1423	34.1423	NA	NA
II	ii. Individual shareholders holding nominal share capital in excess of Rs. 1 lakh.	13	310933	310933	7.7733	7.7733	NA	NA
(c)	Qualified Foreign Investor	0	0	0	0.0000	0.0000	0.0000	0.0000
(d)	Any Other							
	Clearing Member	11	3796	3796	0.0949	0.0949	NA	NA
	Hindu Undivided Families	128	65591	65591	1.6398	1.6398	NA	NA
	Non Resident Indians	23	20750	20750	0.5187	0.5187	NA	NA
	<b>Sub-Total (B)(2)</b>	<b>6270</b>	<b>1886146</b>	<b>1633074</b>	<b>47.1536</b>	<b>47.1536</b>	<b>0.0000</b>	<b>0.0000</b>







Category code	Category of Shareholder	Number of Shareholders	Total No. of Shares	Shares in Demat	Total shareholding as a percentage of total number of shares		Shares Pledged on Otherwise Encumbered	
					As a percentage of (A+B)	As a percentage of (A+B+C)	Number of shares	As a percentage of IX = (VIII)/IV
(B)	Total Public Shareholding (B) = (B)(1)+(B)(2)	6270	1886146	1633074	47.1536	47.1536	NA	NA
	TOTAL (A)+(B)	6275	4000007	3746935	100.0000	100.0000	0.0000	0.0000
(C)	Shares held by Custodians and against which Depository Receipts have been issued	0	0	0	0.0000	0.0000	NA	NA
	Promoter and Promoter Group	0	0	0	0.0000	0.0000	NA	NA
	Public	0	0	0	0.0000	0.0000	NA	NA
	GRAND TOTAL (A)+(B)+(C)	6275	4000007	3746935	100.0000	100.0000	0.0000	0.0000





(I)(b) Statement showing holding of securities (including shares, warrants, convertible securities of person belonging to the category "Promoter and Promoter Group" - 31.12.2014

Sr. No.	Name of the shareholder	Details of Shares Held		Encumbered shares			Details of warrants		Details of convertible securities		Total shares (including underlying shares assuming full conversion of warrants and convertible securities) as a % of diluted share capital
		Number of shares held	As a % of Grand Total (A)+(B)+(C)	No. of shares held	As a percentage	As a % of grand total (A) + (B) + (C)	Number of warrants held	As a % of total number of warrants of the same class	Number of warrants held	As a % of total number of warrants of the same class	
(I)	(II)	(III)	(IV)	(V)	(VI) = (V) / (III) X 100	(VII)	(VIII)	(IX)	(X)	(XI)	(XII)
1	Electronics Corporation of Tamilnadu Ltd.	1040006	26.0001	0	0	0	0	0.0000	0	0.0000	26.0001
	Stur Technologies Pvt. Ltd.	450000	11.2499	0	0	0	0	0.0000	0	0.0000	11.2499
3	Stur Projects Management Pvt. Ltd	1	0.0000	0	0	0	0	0.0000	0	0.0000	0.0000
4	Southern Projects Management Pvt. Ltd	254371	6.3593	0	0	0	0	0.0000	0	0.0000	6.3593
5	Shanmugam Thiagarajan	369483	9.2371	0	0	0	0	0.0000	0	0.0000	9.2371
TOTAL		2113861	52.8464	0	0	0	0	0.0000	0	0.0000	52.8464








(I) (C)(i) Statement showing of securities (including shares, warrants, convertible securities) of persons belonging to the category "Public" and holding more than 1% of the total number of shares -31.12.2014

Sr. No.	Name of the shareholder			Details of warrants		Details of convertible securities		Total shares (including underlying shares assuming full conversion of warrants and convertible securities) as a % of diluted share capital
		Number of shares held	Shares as a % of Total number of shares (i.e., Grand Total (A) + (B) + (C) indicated in Statement at para (I)(a) above)	No. of warrants held	As a % total number of warrants of the same class	Number of convertible securities held	% w.r.t. total number of convertible securities of the same class	
	Vinay Rao K	50500	1.2625	0	0	0	0	1.2625
2	Ashok Kumar Jain	40651	1.0163	0	0	0	0	1.1715
	<b>TOTAL</b>	<b>91151</b>	<b>2.2788</b>	<b>0.0000</b>	<b>0.0000</b>	<b>0</b>	<b>0.0000</b>	<b>2.4340</b>





(I) (C)(i) Statement showing of securities (including shares, warrants, convertible securities) of persons belonging to the category "Public" and holding more than 1% of the total number of shares -31.12.2014

Sr. No.	Name of the shareholder			Details of warrants		Details of convertible securities		Total shares (including underlying shares assuming full conversion of warrants and convertible securities) as a % of diluted share capital
		Number of shares held	Shares as a % of Total number of shares (i.e., Grand Total (A) + (B) + (C) indicated in Statement at para (I)(a) above)	No. of warrants held	As a % total number of warrants of the same class	Number of convertible securities held	% w.r.t. total number of convertible securities of the same class	
1	Vinay Rao K	50500	1.2625	0	0	0	0	1.2625
2	Ashok Kumar Jain	40651	1.0163	0	0	0	0	1.1715
TOTAL		91151	2.2788	0.0000	0.0000	0	0.0000	2.4340







**(I)( C) (ii) Statement showing of securities (including shares, warrants, convertible securities) of persons (together with PAC) belonging to category "Public" and holding more than 5% of the total number of shares of the company - 31.12.2014**

Sr. No.	Name(s) of the shareholder(s) and the Persons Acting in Concert(PAC) with them			Details of warrants		Details of convertible securities		Total shares (including underlying shares assuming full conversion of warrants and convertible securities) as a % of diluted share capital
		Number of shares held	Shares as a % of Total number of shares (i.e., Grand Total (A) + (B) + (C) indicated in Statement at para (I)(a) above)	No. of warrants held	As a % total number of warrants of the same class	Number of convertible securities held	% w.r.t. total number of convertible securities of the same class	
1				NIL				
	<b>TOTAL</b>	<b>0</b>	<b>0.0000</b>			<b>0</b>	<b>0.0000</b>	<b>0</b>





**(I)( C) (ii)Statement showing of securities (including shares, warrants, convertible securities) of persons (together with PAC) belonging to category "Public" and holding more than 5% of the total number of shares of the company - 31.12.2014**

Sr. No.	Name(s) of the shareholder(s) and the Persons Acting in Concert(PAC) with them			Details of warrants		Details of convertible securities		Total shares (including underlying shares assuming full conversion of warrants and convertible securities) as a % of diluted share capital
		Number of shares held	Shares as a % of Total number of shares (i.e., Grand Total (A) + (B) + (C) indicated in Statement at para (I)(a) above)	No. of warrants held	As a % total number of warrants of the same class	Number of convertible securities held	% w.r.t. total number of convertible securities of the same class	
1				NIL				
	<b>TOTAL</b>	<b>0</b>	<b>0.0000</b>			<b>0</b>	<b>0.0000</b>	<b>0</b>





(I)(d)Statement showing details of locked-in-shares 31-12-2014

Sr. No.	Name of the shareholder	Category of Shareholders (Promoters/Public)	Number of locked in shares	Locked-in shares as a % of Total Number of shares (i.e. Grand Total) (A) + (B) + (C ) indicated in statement at para (I) (a) (Above)
1		NIL		
	TOTAL			





**(II)(a) Statement showing details of Depository Receipts (DRs) - 31.12.2014**

Sr. No.	Type of outstanding DR (ADRs, GDRs, SDRs, etc.)	Number of outstanding DRs	Number of shares underlying outstanding DRs	Shares underlying outstanding DRs as a percentage of total number of shares {i.e., Grand Total (A)+(B)+(C) indicated in Statement at para (I)(a) above}
1			NIL	
2				
3				
4				
TOTAL		0	0	0.00







**(II)(b) Statement showing Holding of Depository Receipts (DRs), where underlying**

**shares held by Promoter/Promoter Group are in excess of 1% of the total number of shares - 31.12.2014**

Sr. No.	Name of the DR Holder	Type of outstanding DR (ADRs, GDRs, SDRs, etc.)	Number of shares underlying outstanding DRs	Shares underlying outstanding DRs as a percentage of total number of shares {i.e., Grand Total (A)+(B)+(C) indicated in Statement at para (I)(a) above}
1			NIL	
2				
3				
4				
TOTAL			0	0.00



April 4, 2015

The Secretary,  
Bombay Stock Exchange Ltd.  
Phiroze Jeejeebhai Towers,  
Dalal Street,  
Mumbai - 400 001.

Dear Sir,


Sub: Submission of Distribution Schedule for the quarter ended 31.03.2015

We invite your attention to Clause 35 of the Listing Agreement regarding distribution Schedule. In this connection, please find enclosed four copies of the Distribution Schedule for the quarter ended 31.03.2015.

Kindly acknowledge receipt of the same.

Thanking you,

Yours truly,  
For ELNET TECHNOLOGIES LIMITED,



**S. Lakshmi Narasimhan**  
Company Secretary

Encl: As above





**Name of the Company : Elnet Technologies Ltd**

**Scrip Code : 517477      Quarter Ended : 31.03.2015**

**Class : Equity**

**Convertible Securities**

<b>Partly paid up shares</b>	<b>No. of partly paid up shares</b>	<b>As a % of total no. of partly paid up shares</b>	<b>As a % of total no. of shares of the company</b>
Held promoter / promoter group	0	0.00	0.00
Held by public	0	0.00	0.00
<b>Total - D</b>	<b>0</b>	<b>0.00</b>	<b>0.00</b>

**Outstanding Convertible Securities**

<b>Outstanding Convertible Securities</b>	<b>No. of outstanding securities</b>	<b>As a % of total no. of outstanding convertible securities</b>	<b>As a % of total no. of shares of the company, assuming full conversion of the convertible securities</b>
Held promoter / promoter group	0	0.00	0.00
Held by public	0	0.00	0.00
<b>Total - E</b>	<b>0</b>	<b>0.00</b>	<b>0.00</b>

**Warrants**

<b>Warrants</b>	<b>No. of warrants</b>	<b>As a % of total no. of warrants</b>	<b>As a % of total no. of shares of the company, assuming full conversion of warrants</b>
Held promoter / promoter group	0	0.00	0.00
Held by public	0	0.00	0.00

**Total paid up capital of the company assuming full conversion of warrants and convertible securities**

**4000007**





### Statement Showing Shareholding Pattern

Name of the Company : **ELNET TECHNOLOGIES LIMITED**

Scrip Code : **517477**

Quarter Ended :

31.03.2015

Class : **Equity**

Category code	Category of Shareholder	Number of Shareholders	Total No. of Shares	Shares in Demat	Total shareholding as a percentage of total number of shares		Shares Pledged on Otherwise Encumbered	
					As a percentage of (A+B)	As a percentage of (A+B+C)	Number of shares	As a percentage of IX = (VIII)/IV
(I)	(II)	(III)	(IV)	(V)	(VI)	(VII)	(VIII)	(IX)
(A)	Shareholding of Promoter and Promoter Group							
1	Indian							
(a)	Individuals/ Hindu Undivided Family	1	369483	369483	9.2371	9.2371	0.0000	0.0000
(b)	State Government	1	1040006	1040006	26.0001	26.0001	0.0000	0.0000
(c)	Bodies Corporate	3	704372	704372	17.6093	17.6093	0.0000	0.0000
(d)	Financial Institutions/ Banks	0	0	0	0.0000	0.0000	0.0000	0.0000
(e)	Any Others(Specify)	0	0	0	0.0000	0.0000	0.0000	0.0000
(e-i)	State Government Institutions	0	0	0	0.0000	0.0000	0.0000	0.0000
(e-ii)								
	<b>Sub Total(A)(1)</b>	<b>5</b>	<b>2113861</b>	<b>2113861</b>	<b>52.8464</b>	<b>52.8464</b>	<b>0.0000</b>	<b>0.0000</b>
2	Foreign							
a	Individuals (Non-Residents)	0	0	0	0.0000	0.0000	0.0000	0.0000
b	Bodies Corporate	0	0	0	0.0000	0.0000	0.0000	0.0000
c	Institutions	0	0	0	0.0000	0.0000	0.0000	0.0000
d	Any Others(Specify)	0	0	0	0.0000	0.0000	0.0000	0.0000
	<b>Sub Total(A)(2)</b>	<b>0</b>	<b>0</b>	<b>0</b>	<b>0.0000</b>	<b>0.0000</b>	<b>0.0000</b>	<b>0.0000</b>
	<b>Total Shareholding of Promoter and Promoter Group (A) = (A)(1)+(A)(2)</b>	<b>5</b>	<b>2113861</b>	<b>2113861</b>	<b>52.8464</b>	<b>52.8464</b>	<b>0.0000</b>	<b>0.0000</b>





Category code	Category of Shareholder	Number of Shareholders	Total No. of Shares	Shares in Demat	Total shareholding as a percentage of total number of shares		Shares Pledged on Otherwise Encumbered	
					As a percentage of (A+B)	As a percentage of (A+B+C)	Number of shares	As a percentage of IX = (VIII)/IV
<b>(B)</b>	<b>Public shareholding</b>							
<b>1</b>	<b>Institutions</b>							
(a)	Mutual Funds/ UTI	0	0	0	0.0000	0.0000	0.0000	0.0000
(b)	Financial Institutions/ Banks	0	0	0	0.0000	0.0000	0.0000	0.0000
(c)	Central Government/ State Government(s)	0	0	0	0.0000	0.0000	0.0000	0.0000
(d)	Venture Capital Funds	0	0	0	0.0000	0.0000	0.0000	0.0000
(e)	Insurance Companies	0	0	0	0.0000	0.0000	0.0000	0.0000
(f)	Foreign Institutional Investors	0	0	0	0.0000	0.0000	0.0000	0.0000
(g)	Foreign Venture Capital	0	0	0	0.0000	0.0000	0.0000	0.0000
(h)	Any Other (specify)	0	0	0	0.0000	0.0000	0.0000	0.0000
	<b>Sub-Total (B)(1)</b>	<b>0</b>	<b>0</b>	<b>0</b>	<b>0.0000</b>	<b>0.0000</b>	<b>0.0000</b>	<b>0.0000</b>
<b>B 2</b>	<b>Non-institutions</b>							
(a)	Bodies Corporate	117	123880	113980	3.0970	3.0970	NA	NA
(b)	Individuals							
I	Individuals - I. Individual shareholders holding nominal share capital up to Rs 1 lakh	5871	1365342	1122870	34.1335	34.1335	NA	NA
II	Individual shareholders holding nominal share capital in excess of Rs. 1 lakh.	13	306416	306416	7.6604	7.6604	NA	NA
(c)	Qualified Foreign Investor	0	0	0	0.0000	0.0000	0.0000	0.0000
(d)	Any Other							
	Clearing Member	6	1430	1430	0.0357	0.0357	NA	NA
	Hindu Undivided Families	125	67115	67115	1.6779	1.6779	NA	NA
	Non Resident Indians	25	21963	21963	0.5491	0.5491	NA	NA
	<b>Sub-Total (B)(2)</b>	<b>6157</b>	<b>1886146</b>	<b>1633774</b>	<b>47.1536</b>	<b>47.1536</b>	<b>0.0000</b>	<b>0.0000</b>
<b>(B)</b>	<b>Total Public Shareholding (B) = (B)(1)+(B)(2)</b>	<b>6157</b>	<b>1886146</b>	<b>1633774</b>	<b>47.1536</b>	<b>47.1536</b>	<b>NA</b>	<b>NA</b>
	<b>TOTAL (A)+(B)</b>	<b>6162</b>	<b>4000007</b>	<b>3747835</b>	<b>100.0000</b>	<b>100.0000</b>	<b>0.0000</b>	<b>0.0000</b>
<b>(C)</b>	<b>Shares held by Custodians and against which Depository Receipts have been issued</b>	<b>0</b>	<b>0</b>	<b>0</b>	<b>0.0000</b>	<b>0.0000</b>	<b>NA</b>	<b>NA</b>
	Promoter and Promoter Group	0	0	0	0.0000	0.0000	NA	NA
	Public	0	0	0	0.0000	0.0000	NA	NA
	<b>GRAND TOTAL (A)+(B)+(C)</b>	<b>6162</b>	<b>4000007</b>	<b>3747635</b>	<b>100.0000</b>	<b>100.0000</b>	<b>0.0000</b>	<b>0.0000</b>



(I)(b) Statement showing holding of securities (including shares, warrants, convertible securities) of person belonging to the category "Promoter and Promoter Group" - 31.03.2015

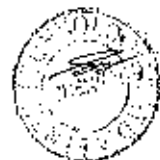
Sr. No.	Name of the shareholder	Details of Shares Held		Encumbered shares			Details of warrants		Details of convertible securities		Total shares (including underlying shares assuming full conversion of warrants and convertible securities) as a % of diluted share capital
		Number of shares held	As a % of Grand Total (A)+(B)+(C)	No. of shares held	As a percentage	As a % of grand total (A) + (B) + (C)	Number of warrants held	As a % of total number of warrants of the same class	Number of warrants held	As a % of total number of warrants of the same class	
(I)	(II)	(III)	(IV)	(V)	(VI) = (V) / (III) X 100	(VII)	(VIII)	(IX)	(X)	(XI)	(XII)
1	Electronics Corporation of Tamilnadu Ltd.	1040006	26.0001	0	0	0	0	0.0000	0	0.0000	26.0001
2	Star Technologies Pvt. Ltd.	450000	11.2499	0	0	0	0	0.0000	0	0.0000	11.2499
3	Star Projects Management Pvt. Ltd.	1	0.0000	0	0	0	0	0.0000	0	0.0000	0.0000
4	Southern Projects Management Pvt. Ltd.	254371	6.3593	0	0	0	0	0.0000	0	0.0000	6.3593
5	Shanmugam Thirugorejan	369483	9.2371	0	0	0	0	0.0000	0	0.0000	9.2371
TOTAL		2113861	52.8464	0	0	0	0	0.0000	0	0.0000	52.8464





**(C)(i) Statement showing of securities (including shares, warrants, convertible securities) of persons belonging to the category "Public" and holding more than 1% of the total number of shares - 31.03.2015**

Sr. No.	Name of the shareholder			Details of warrants		Details of convertible securities		Total shares (including underlying shares assuming full conversion of warrants and convertible securities) as a % of diluted share capital
		Number of shares held	Shares as a % of Total number of shares (i.e., Grand Total (A) + (B) + (C) Indicated in Statement at para (I)(a) above)	No. of warrants held	As a % total number of warrants of the same class	Number of convertible securities held	% w.r.t. total number of convertible securities of the same class	
1	Vinay Rao K	50500	1.2625	0	0	0	0	1.2625
2	Sangeetha S	46060	1.1515	0	0	0	0	1.1515
<b>TOTAL</b>		<b>96560</b>	<b>2.4140</b>	<b>0.0000</b>	<b>0.0000</b>	<b>0</b>	<b>0.0000</b>	<b>2.4140</b>





(I) (C) (ii) Statement showing of securities (including shares, warrants, convertible securities) of persons (together with PAC) belonging to category "Public" and holding more than 5% of the total number of shares of the company - 31.03.2015

Sr. No.	Name(s) of the shareholder(s) and the Persons Acting in Concert (PAC) with them			Details of warrants		Details of convertible securities		Total shares (including underlying shares assuming full conversion of warrants and convertible securities) as a % of diluted share capital
		Number of shares held	Shares as a % of Total number of shares (i.e., Grand Total (A) + (B) + (C) Indicated in Statement at para (I)(a) above)	No. of warrants held	As a % total number of warrants of the same class	Number of convertible securities held	% w.r.t. total number of convertible securities of the same class	
1				NIL				
TOTAL		0	0.0000			0	0.0000	0







**(I)(d) Statement showing details of locked-in shares 31-03-2015**

Sr. No.	Name of the shareholder	Number of locked in shares	Locked-in shares as a % of Total Number of shares (i.e. Grand Total) (A) + (B) + (C) indicated in statement at para (I) (a) (Above)	Category of Shareholders (Promoters/Public)
1			NIL	
TOTAL				





**(II)(a) Statement showing details of Depository Receipts (DRs) - 31.03.2015**

Sr. No.	Type of outstanding DR (ADRs, GDRs, SDRs, etc.)	Number of outstanding DRs	Number of shares underlying outstanding DRs	Shares underlying outstanding DRs as a percentage of total number of shares (i.e., Grand Total (A)+(B)+(C) indicated in Statement at para (I)(a) above}
1			NIL	
2				
3				
4				
TOTAL		0	0	0.00





